

Business Divisions



ABLE

TGXI



FCLRC

FCCDCI

LRLDI



PIKI

HEPI





BCGLC



ABLGI

TPI

2015 1H PERFORMANCE

	Q1	Q2	2015A	Q1	Q2	2014A	Grwth	%
CONSOLIDATED	231	223	454	101	202	302	152	50%
RETAIL 	45	78	123	26	41	67	56	85%
ONLINE 	115	140	254	83	95	178	76	43%
CASINO 	45	28	74	3	16	19	55	292%
PROPERTY 	58	23	81	18	46	64	16	26%
PARENT	(32)	(46)	(78)	(28)	3	(25)	(52)	-205%

ABLE	Bingo	43	77	120	32	41	73	47	64%
TGXI	eCasino	2	1	3	0	0	0	3	0%
BBL	Others - discontinued	0	0	0	(6)	(0)	(7)	7	100%

FCLRC	Hosting fees	101	127	228	70	83	152	75	49%
FCCDCI*	Infra services	14	13	27	13	13	26	1	4%

PIKI	Junket	12	15	27	(4)	6	1	26	2012%
BCGLC	Arcade	(0)	2	1	0	0	0	1	271%
HEPI*	Hotel/Casino	33	12	45	6	11	17	28	162%

ABLGI	City of Dreams	16	18	33	17	17	34	(1)	-2%
LRLDI	Commercial Space	3	3	7	1	(2)	(2)	8	505%
TPI*	Office building	39	1	41	(0)	32	32	9	28%

*equity share in associate/joint venture