

# Business Divisions



**ABLE**

**TGXI**



**FCLRC**

**FCCDCI**



**PIKI**

**HEPI**

**BCGLC**







**ABLGI**

**TPI**

**LRLDI**



# 2015 YTD SEP NET INCOME

	Q1	Q2	Q3	2015A	Q1	Q2	Q3	2014A	Grwth	%
<b>CONSOLIDATED</b>	231	223	347	<b>801</b>	101	202	225	<b>527</b>	<b>273</b>	<b>52%</b>
<b>RETAIL</b> 	45	78	100	<b>223</b>	26	41	42	<b>109</b>	<b>114</b>	<b>105%</b>
<b>ONLINE</b> 	115	140	164	<b>418</b>	83	95	110	<b>288</b>	<b>130</b>	<b>45%</b>
<b>CASINO</b> 	45	28	9	<b>83</b>	3	16	80	<b>99</b>	<b>(16)</b>	<b>-17%</b>
<b>PROPERTY</b> 	58	23	105	<b>186</b>	18	46	23	<b>88</b>	<b>98</b>	<b>112%</b>
<b>PARENT</b>	<b>(32)</b>	<b>(46)</b>	<b>(31)</b>	<b>(109)</b>	<b>(28)</b>	3	<b>(31)</b>	<b>(56)</b>	<b>(53)</b>	<b>-93%</b>

ABLE	Bingo	43	77	94	214	32	41	34	107	106	99%
TGXI	eCasino	2	1	6	9	0	0	8	8	1	17%
BBL	Others - discontinued	0	0	0	0	<b>(6)</b>	<b>(0)</b>	0	<b>(7)</b>	7	0%

FCLRC	Hosting fees	101	127	151	379	70	83	97	250	129	52%
FCCDCI*	Infra services	14	13	12	39	13	13	13	38	1	2%

PIKI	Junket	12	15	<b>(2)</b>	25	<b>(4)</b>	6	63	65	<b>(40)</b>	<b>-61%</b>
BCGLC	Arcade	<b>(0)</b>	2	<b>(1)</b>	<b>(0)</b>	0	0	0	1	<b>(1)</b>	<b>-140%</b>
HEPI*	Hotel/Casino	33	12	13	58	6	11	17	34	24	72%

ABLGI	City of Dreams	16	18	1	34	17	17	13	47	<b>(13)</b>	<b>-28%</b>
LRLDI	Commercial Space	3	3	3	10	1	<b>(2)</b>	2	0	9	1871%
TPI*	Office building	39	1	101	142	<b>(0)</b>	32	8	40	102	256%

\*equity share in associate/joint venture



# 2015 YTD SEP REVENUES

## (including FCCDCI, HEPI, and TPI)

REVENUES	Q1	Q2	Q3	2015A	Q1	Q2	Q3	2014A	Grwth	%
<b>COMBINED</b>	2,728	2,738	2,865	<b>8,331</b>	1,807	1,929	2,294	<b>6,031</b>	<b>2,300</b>	<b>38%</b>
<b>RETAIL</b>	1,400	1,548	1,603	<b>4,551</b>	1,039	1,051	1,076	<b>3,166</b>	<b>1,385</b>	<b>44%</b>
<b>ONLINE</b>	496	524	550	<b>1,570</b>	421	435	463	<b>1,319</b>	<b>252</b>	<b>19%</b>
<b>CASINO</b>	543	539	487	<b>1,569</b>	259	288	488	<b>1,035</b>	<b>534</b>	<b>52%</b>
<b>PROPERTY</b>	289	127	225	<b>641</b>	89	156	267	<b>511</b>	<b>130</b>	<b>25%</b>
<b>PARENT</b>	0	0	0	<b>0</b>	0	0	0	<b>0</b>	<b>0</b>	<b>0%</b>

ABLE	Bingo	1,329	1,476	1,528	4,333	1,039	1,051	1,027	3,116	1,217	39%
TGXI	eCasino	71	72	76	218	0	0	50	50	168	339%
BBL	Others - discontinued	0	0	0	0	0	0	0	0	(0)	0%

FCLRC	Hosting fees	366	396	414	1,177	309	324	346	979	198	20%
FCCDCI*	Infra services	130	128	136	394	112	111	117	340	54	16%

PIKI	Junket	265	283	203	750	7	34	204	245	506	207%
BCGLC	Arcade	20	20	17	56	24	26	24	74	(18)	-24%
HEPI*	Hotel/Casino	258	237	268	762	228	228	261	716	46	6%

ABLGI	City of Dreams	60	64	42	166	84	71	77	232	(65)	-28%
LRLDI	Commercial Space	6	6	6	17	5	5	5	15	1	9%
TPI*	Office building	223	57	177	458	0	80	184	264	194	73%

\*equity share in associate/joint venture